


Cifrado americano: **A B C D E F G** sharp.- #
 la si do re mi fa sol flat.- b



* mayor	Maj	Ma	M	Δ
* menor	-	mi	m	min
aumentado	+	aug	Au	Aug
* disminuido	o	dim	di	°7
semidisminuido	ø	°7	m7 ^{b5}	









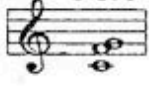



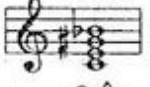






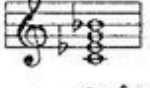



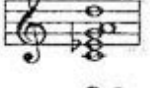







Con los acordes preparados de la mano izquierda, tengo los M, m, 7 y dim pulsando un solo botón.



En el sistema estándar del esquema, se ven los acordes preparados: M, m, 7 y dism.


Para tocar otros acordes (6, 9, semi dism...). combinaremos dos o más botones.

Cifrados de los distintos tipos de acorde:


TRIADAS	7 ^a	9 ^a	11 ^a
<p>C Cma¹ C Ma C triad</p> 	<p>C7</p> 	<p>C6/9 C⁶₉</p> 	<p>C9⁺¹¹ C+11</p> 
<p>C- Cm Cmi</p> 	<p>C7sus C7sus4 C7/4</p> 	<p>C9sus C9sus4 G-7 C</p> 	<p>C-11 Cm9/11</p> 
<p>C sus C sus4 C4</p> 	<p>C7^b5 C7(-5)</p> 	<p>C9 C7/9</p> 	<p>13^a</p>
<p>C+ C+5 C aug C#5</p> 	<p>C7+5 C+7 C7#5</p> 	<p>C7⁺⁹ C+9 C7#9</p> 	<p>C13 C9/13</p> 
<p>C° C-(^b5) C dim C dim triad</p> 	<p>C^Δ C^Δ7 Cmaj7 C Ma7</p> 	<p>C7^b9 C7(-9) C^b9</p> 	<p>C-13 C m9/13</p> 
<p>6^a</p>	<p>C-7 Cm7</p> 	<p>C7^b9⁻⁵ C⁹₅</p> 	<p>Nota agregada</p>
<p>C6 Cma6</p> 	<p>C-^Δ C-maj7 Cm^Δ7</p> 	<p>C-6/9 Cm6/9</p> 	<p>C-7 add A Cm7 (add 13)</p> 
<p>C-6 Cm6 Cmi6</p> 	<p>C°7 C°7 C dim</p> 	<p>C-9 C-7/9 Cm9</p> 	<p>Bajo cambiado</p>
	<p>C⁹ C⁹7 Cm7^b5 C°7</p> 	<p>C-^Δ9 Cm maj7/9 Cm maj9</p> 	<p>C-7 F Cm7/F</p> 

Petit Vals
(cifrado)


Jorge Arribas




5




9




13



17



21



Petit Vals

Jorge Arribas

1 2 3 3 2 1 4 1 2 3 3 2 1 2

Am Dm Am E

Detailed description: This system contains the first six measures of the piece. The music is in 3/4 time. The right hand (treble clef) plays a melody with fingerings indicated above the notes. The left hand (bass clef) provides a harmonic accompaniment with chords labeled Am, Dm, Am, and E. A slur covers the first two notes of the melody in measures 3 and 4.

9 1 2 3 3 2 1 4 3 4 5 4 3 2 1 2 1

Am Dm E7 Am

Detailed description: This system contains measures 7 through 12. The right hand melody continues with fingerings. The left hand accompaniment includes chords Am, Dm, E7, and Am. A slur covers the last two notes of the melody in measure 12. The system ends with a double bar line and repeat dots.

17 2 4 3 2 3 4 3 2 3 1 2 3 2 1 2 4 3 2 1 3 2 1 2 1





Dm Am E Am Am

Detailed description: This system contains measures 13 through 18. The right hand melody features a key signature change to one sharp (F#) in measure 15. The left hand accompaniment includes chords Dm, Am, E, and Am. The system concludes with a first ending (measures 17-18) and a second ending (measures 19-20), both marked with repeat dots.

An Dro

(cifrado)

Trad. Bretaña
Transc. J.Arribas



An Dro

Trad. Breñaña
Trans. J. Arribas

1 2 3 2 | 1 5 3 1 | 2 5 4 5 4 3 | 2 1 3 1 3 2 | 1 2 3 2

Dm F Gm C

2 5 3 4

Detailed description: This system contains the first four measures of the piece. The treble clef staff has a key signature of one flat (B-flat) and a 3/4 time signature. Fingerings are indicated by numbers 1-5 above the notes. Chords are labeled as Dm, F, Gm, and C. The bass clef staff shows the bass line with fingerings 2, 5, 3, and 4.

1 5 3 1 | 2 5 4 5 4 2 | 3 1 2 3 1 3 1 | 1. 2 1 2 3 2 | 2. 2 1 2 1 2

Dm F Gm Am Dm Dm

2 5 3 - 2 3 3

Detailed description: This system contains measures 5-10. It features a first ending (1.) and a second ending (2.). Chords include Dm, F, Gm, Am, and Dm. Fingerings are shown above the notes, and bass line fingerings are shown below.

3 3 2 5 | 3 1 1 2 3 5 | 4 5 4 5 4 3 | 2 1 2 1 2

Dm C F Gm C

2 4 5 3 4

Detailed description: This system contains measures 11-14. Chords include Dm, C, F, Gm, and C. The piece concludes with a final melodic phrase in the treble clef and a bass line ending on a whole note.

3 3 2 5 | 3 1 1 2 3 5 | 4 2 3 1 3 1 | 1. 2 1 2 1 2 | 2. 1 1 2 3 2

Dm F Gm Am Dm Dm

2 4 5 3 - 2 3 3

Detailed description: This system contains measures 15-20. It features a first ending (1.) and a second ending (2.). Chords include Dm, F, Gm, Am, and Dm. The piece concludes with a final melodic phrase in the treble clef and a bass line ending on a whole note.

Patrones rítmicos.

